



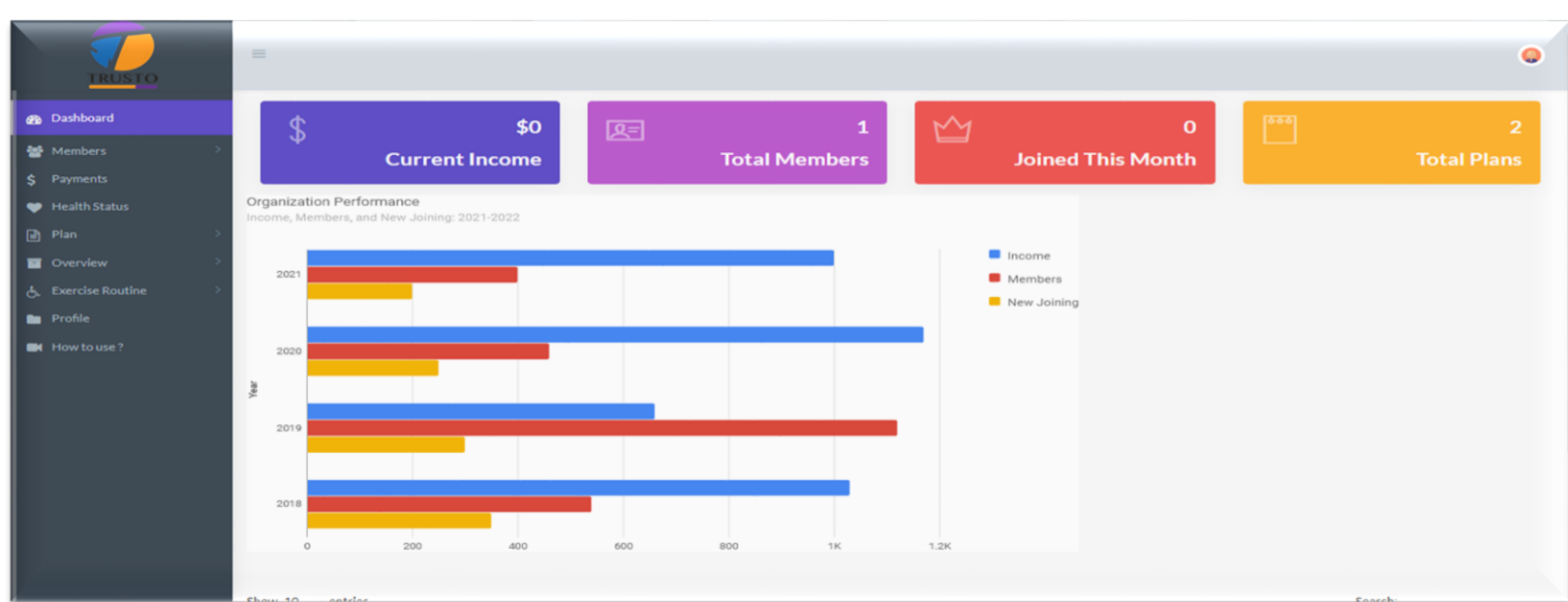
Trusto

Looking For a Dynamic GYM Solution

for your small business or midsize or large company?

GORILLA

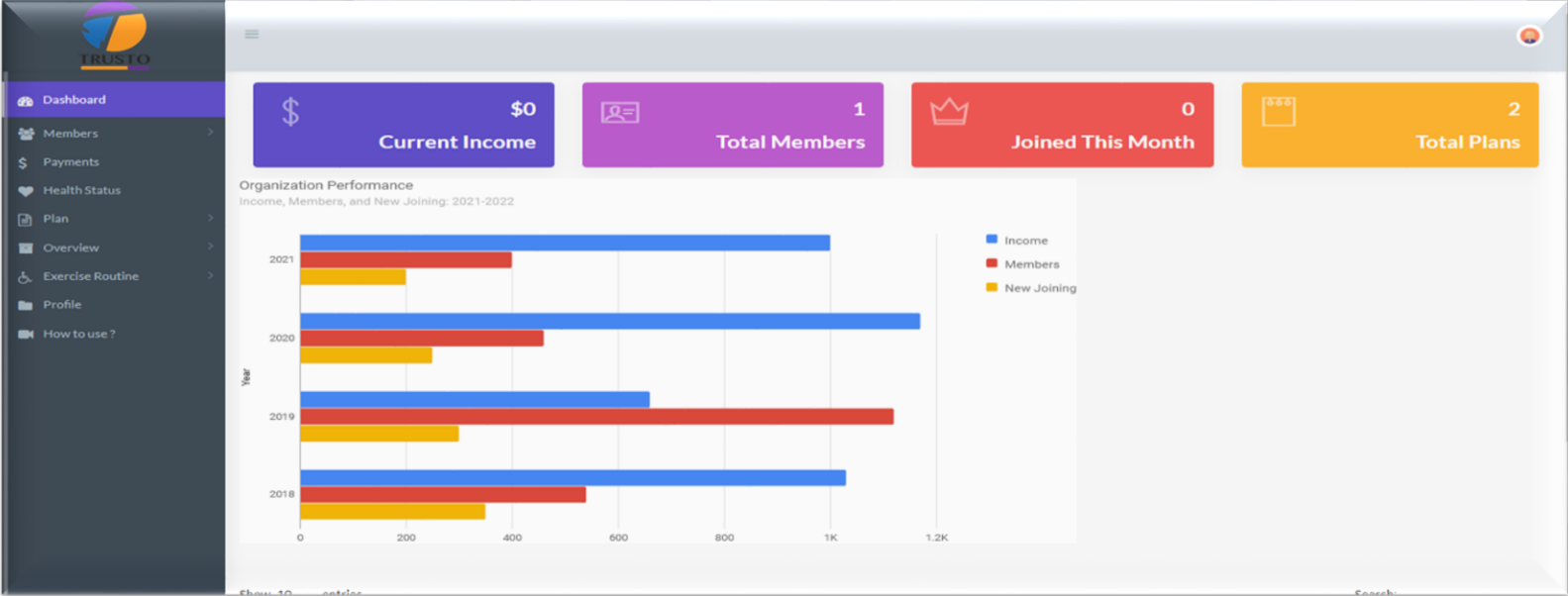
By Trusto Tech Company



Gorilla is Project intended to assist the exercise center with monitoring the everyday exercises which happen in the gym. The primary motivation behind this venture is to computerize an exercise center or a wellness community and all records can be put in **gym facility management software**. It is an easy-to-understand application. It aides the Gym public to keep up with the track of different things like Members of the gym, Types of equipment in the gym, Facilities, Trainers, gym management software systems, **Gym Management systems** .

Modules

1. Dashboard



Gorilla has inbuilt dashboards which gives you complete view of your company performance, you can easily track real-time reports record improvements of each department activities such as Members, Payments, Plan, Exercise and much more.

2. Members

The screenshot shows the 'New User Management' form. The left sidebar contains navigation options: Dashboard, Members, Add Member (selected), Manage Member, Payments, Health Status, Plan, Overview, Exercise Routine, Profile, and How to use?. The form fields are as follows:

| | |
|---------------|----------------------|
| MEMBERSHIP ID | 163933006 |
| NAME | <input type="text"/> |
| STREET NAME | <input type="text"/> |
| CITY | <input type="text"/> |
| ZIP CODE | <input type="text"/> |
| STATE | <input type="text"/> |
| GENDER | ...Please Select... |
| DATE OF BIRTH | mm / dd / yyyy |
| PHONE NO | <input type="text"/> |
| EMAIL ID | <input type="text"/> |
| JOINING DATE | mm / dd / yyyy |
| PLAN | ...Please Select... |

Buttons: Submit, Reset

Members has the option to choose the membership plan that they want, every plan has a corresponding sets of guidelines and features.

3. Payments

Every time the members will pay their membership fee and other charges, the form below is being used to cater and record those transactions.

The screenshot shows the 'Payments' page. The left sidebar contains navigation options: Dashboard, Members, Payments (selected), Health Status, Plan, Overview, Exercise Routine, Profile, and How to use?. The page displays a table with the following data:

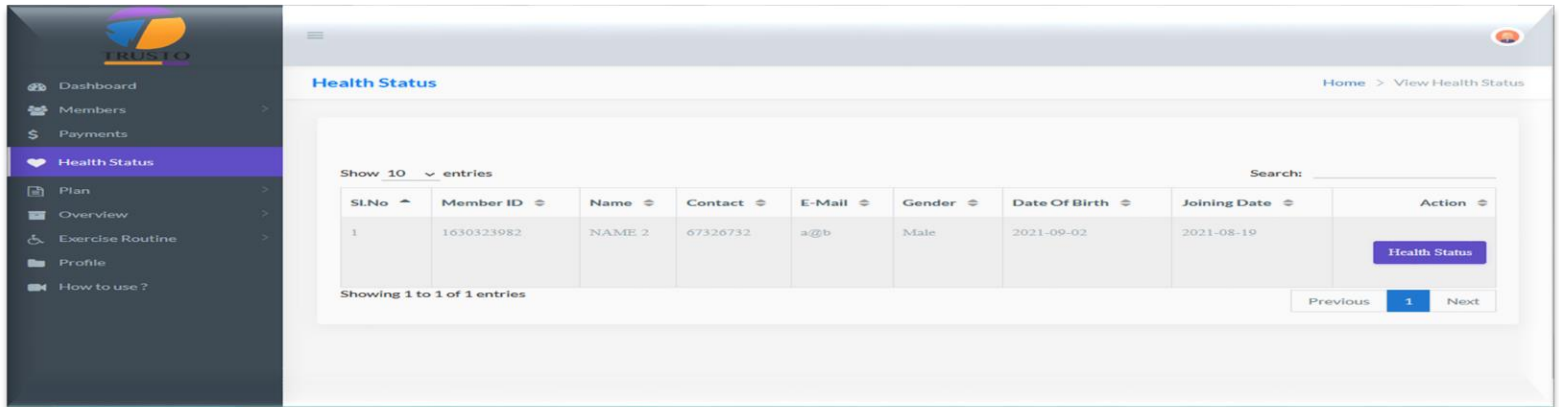
| Sl.No | Membership Expiry | Name | Member ID | Phone | E-Mail | Gender | Action |
|-------|-------------------|--------|------------|----------|--------|--------|-----------------------------|
| 1 | 2021-09-30 | NAME 2 | 1630323982 | 67326732 | a@b | Male | Add Payment |

Showing 1 to 1 of 1 entries

Search:

Previous 1 Next

4. Health Status



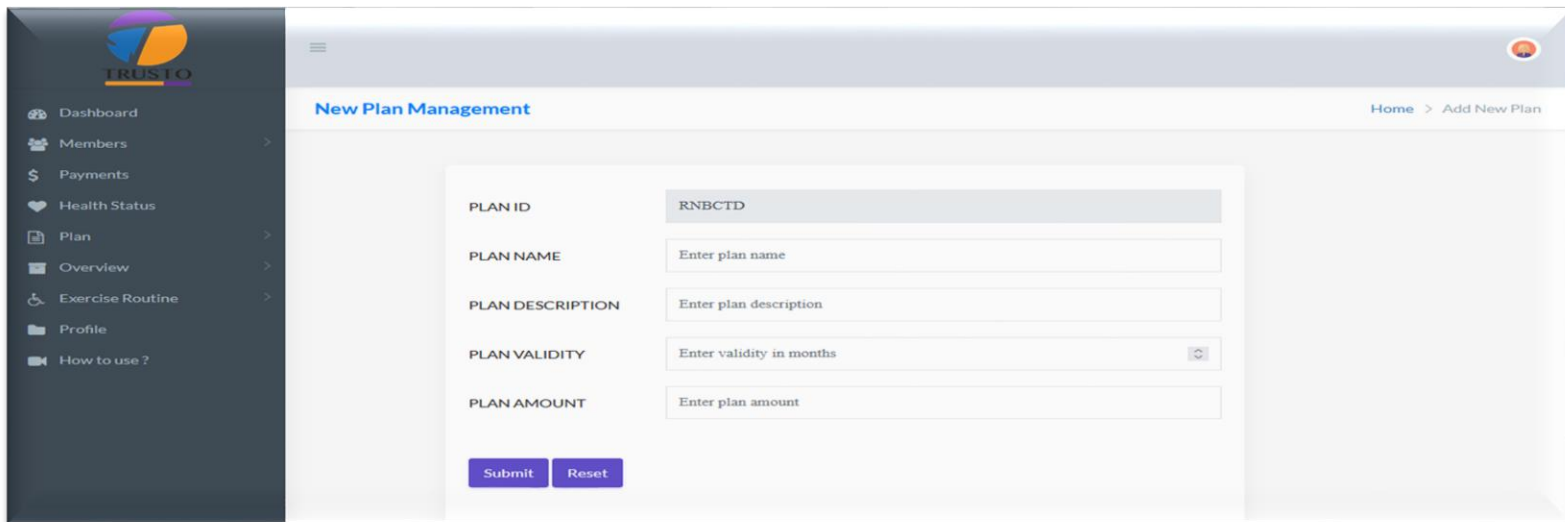
The screenshot shows the 'Health Status' page in the TRUSTO system. The left sidebar contains navigation options: Dashboard, Members, Payments, Health Status (selected), Plan, Overview, Exercise Routine, Profile, and How to use?. The main content area is titled 'Health Status' and includes a breadcrumb trail 'Home > View Health Status'. Below the title, there is a search bar and a table with the following data:

| Sl.No | Member ID | Name | Contact | E-Mail | Gender | Date Of Birth | Joining Date | Action |
|-------|------------|--------|----------|--------|--------|---------------|--------------|---------------|
| 1 | 1630323982 | NAME 2 | 67326732 | a@b | Male | 2021-09-02 | 2021-08-19 | Health Status |

Below the table, it says 'Showing 1 to 1 of 1 entries'. At the bottom right, there are pagination controls: 'Previous', '1', and 'Next'.

List of members' health

5. Plan



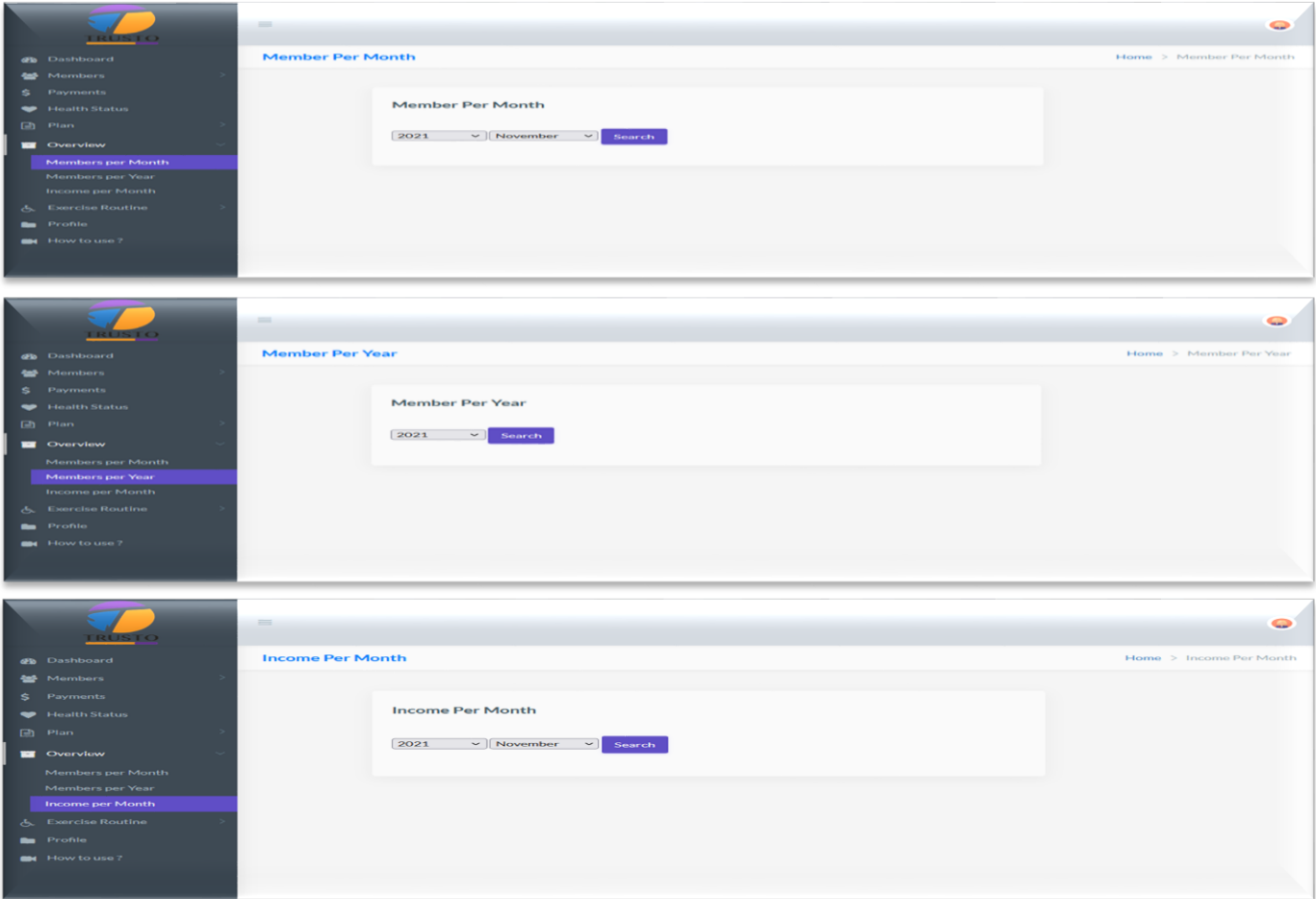
The screenshot shows the 'New Plan Management' page in the TRUSTO system. The left sidebar contains navigation options: Dashboard, Members, Payments, Health Status, Plan (selected), Overview, Exercise Routine, Profile, and How to use?. The main content area is titled 'New Plan Management' and includes a breadcrumb trail 'Home > Add New Plan'. Below the title, there is a form with the following fields:

- PLAN ID: RNBCTD
- PLAN NAME: Enter plan name
- PLAN DESCRIPTION: Enter plan description
- PLAN VALIDITY: Enter validity in months
- PLAN AMOUNT: Enter plan amount

At the bottom of the form, there are two buttons: 'Submit' and 'Reset'.

The gym members can select their type of workout according to their wants and they can also select the gym instructor that will guide them in their workout. This is where the schedule of workouts is being recorded.

6. Overview



Reports about members per month, year and income per month

7. Exercise Routine

The screenshot shows the 'Routine Management' page. The sidebar on the left includes the TRUSTO logo and navigation items: Dashboard, Members, Payments, Health Status, Plan, Overview, Exercise Routine (highlighted), Add Routine (highlighted), Edit Routine, View Routine, Profile, and How to use?. The main content area has a breadcrumb 'Home > Add Routine' and a form with the following fields:

| | |
|--------------|----------------------|
| ROUTINE NAME | <input type="text"/> |
| DAY 1 | <input type="text"/> |
| DAY 2 | <input type="text"/> |
| DAY 3 | <input type="text"/> |
| DAY 4 | <input type="text"/> |
| DAY 5 | <input type="text"/> |
| DAY 6 | <input type="text"/> |

At the bottom of the form are two buttons: 'Add Routine' and 'Reset'.

Add, Edit, View a workout routine that members will follow

8. Profile

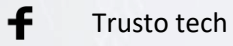

The screenshot shows the 'Profile' page. The sidebar on the left includes the TRUSTO logo and navigation items: Dashboard, Members, Payments, Health Status, Plan, Overview, Exercise Routine, Profile (highlighted), and How to use?. The main content area has a breadcrumb 'Home > Profile' and a form with the following fields:

| | |
|---------------|---|
| First Name | <input type="text" value="admin"/> |
| Last Name | <input type="text" value="A"/> |
| Email | <input type="text" value="admin@info"/> |
| Gender | <input type="text" value="Male"/> |
| Date Of Birth | <input type="text" value="05 / 28 / 1992"/> |
| Contact | <input type="text" value="569595985"/> |

At the bottom of the form is an 'Update' button.

Profile of admin

Share and Like!!



Ready To Make The Transition

To **GORILLA**

Let Trusto Tech help.

Feel Free To Contact Us On:

Lebanon(Main Office)

70 713 835

70 713 835

<http://trustotech.com/>

info@trustotech.com

saida,miyi w miyi main road , samira habli bldg , 1st floor

Working Hours: Mon-Fri 8:00am - 4:00pm

Istanbul

+905373060255 // +905347717708

+905373060255 // +905347717708


<http://trustotech.com/>


info-turkey@trustotech.com

Istanbul


Working Hours: Mon-Fri 8:00am - 4:00pm


Cyprus


 +35795501508 // +35795501506

 +35795501508 // +35795501506


 <http://trustotech.com/>


 info-cyprus@trustotech.com

 Georgiou Papandreou 5 ,6047 Larnaca

 **Working Hours:** Mon-Sat 9:00am - 6:00pm

Saudi Arabia


 0530214574

 0530214574

 <http://trustotech.com/>

 info-ksa@trustotech.com

 Saudi Arabia –Jeddah – King Fahad St. 60 Plaza Buldg. – Ground Floor Office #1

 **Working Hours:** Sat-Thurs – 9:30am- 5:00pm